



GENUINE PARTS

INSTALLATION INSTRUCTIONS

1. **DESCRIPTION:** Mirror Cover
2. **APPLICATION:** Cube, Juke
3. **PART NUMBER:** 999L2 7V100
4. **KIT CONTENTS:**

Item	Qty.	Description
A	1	Mirror Cover Left Hand
B	1	Mirror Cover Right Hand

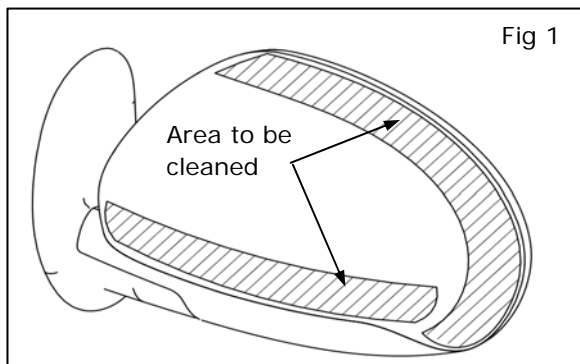
5. **TOOLS REQUIRED:**
 - Clean, Lint-Free Wiping Cloth
 - 90% Isopropyl Alcohol

6. PRE-INSTALLATION CAUTIONS/NOTES:

CAUTION

- Install the mirror covers when the ambient temperature is above 60°F (15°C).
- Do not wash or expose the vehicle to a wet environment for 24 hours after installing the mirror covers.

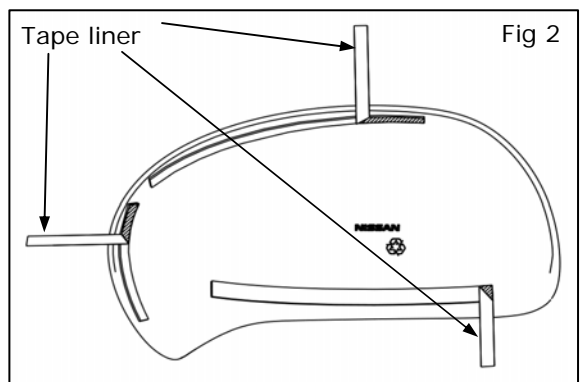
7. INSTALLATION PROCEDURE:



- 1) Clean each vehicle mirror housing thoroughly with soap and water to remove any dirt or debris and allow to dry.
- 2) Use isopropyl alcohol to clean the mounting surface of each mirror housing.

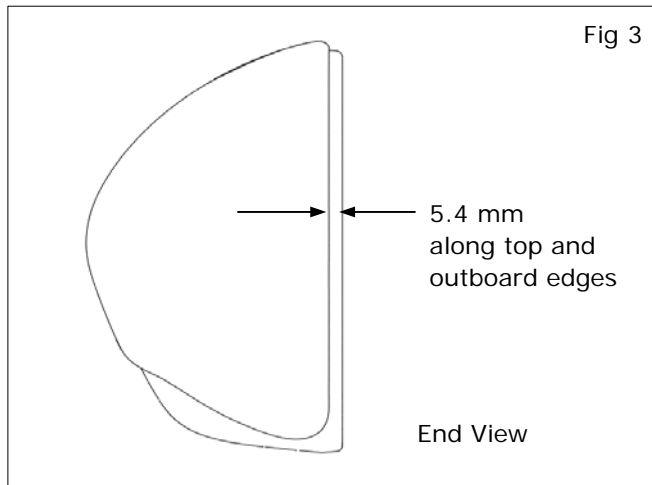
CAUTION

- Failure to clean the mounting surface properly may cause the adhesive tape to have poor adhesion to the vehicle.

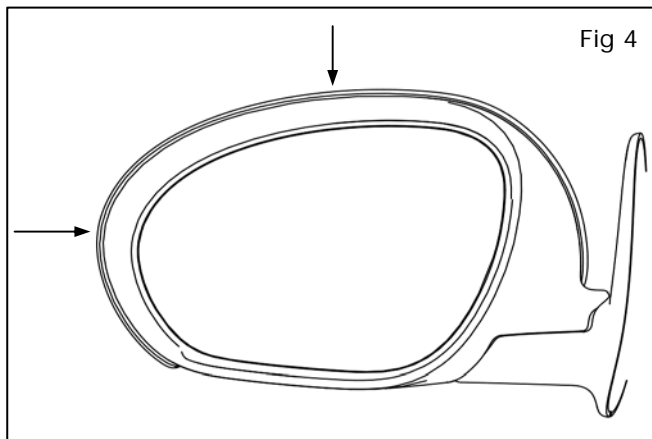


- 3) Pull the tape liner diagonally to expose approximately 1" of tape from the top and outboard pieces only. Fold the liner but do not expose any tape from the bottom piece. Fold the liner over the outside edge of the part.

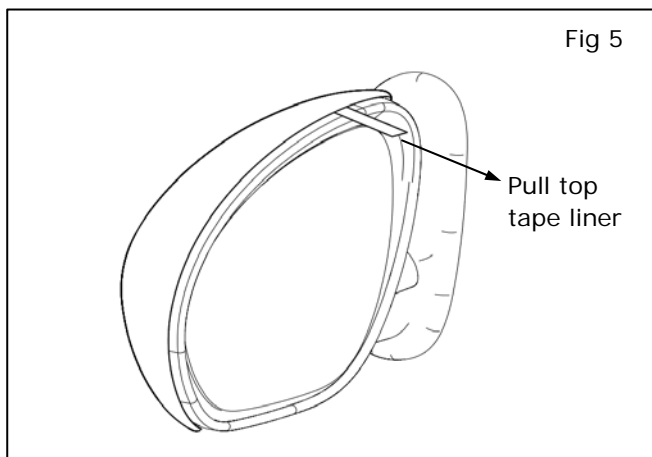
INSTALLATION INSTRUCTIONS - Mirror Cover Kit



- 4) Align the top and outboard edges of the mirror cover to the mirror housing ensuring uniform spacing to the edge of the mirror housing.



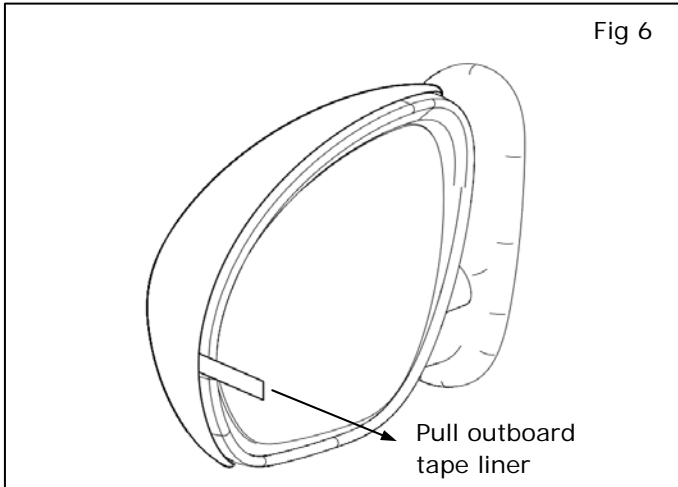
- 5) Lightly press on the top and outboard edges at the exposed tape end locations.
- 6) Confirm alignment/coverage of the mirror housing. If the trim line is exposed, remove the mirror cover and realign.



- 7) Remove the top tape liner by pulling away from the mirror cover.
- 8) Lightly press the top edge to the mirror housing.

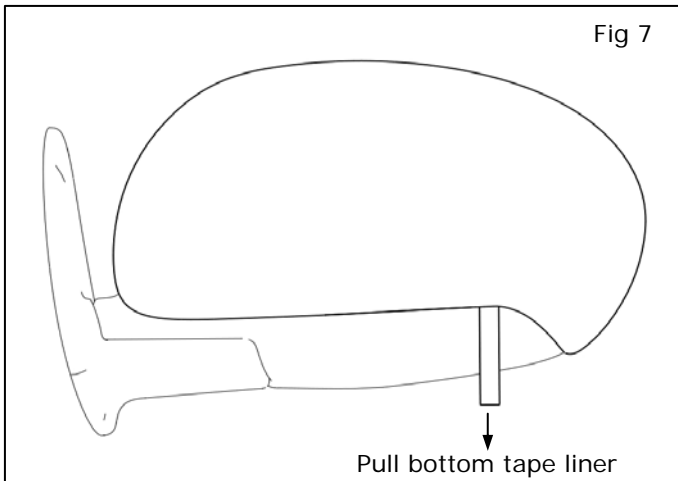
INSTALLATION INSTRUCTIONS - Mirror Cover Kit

Fig 6



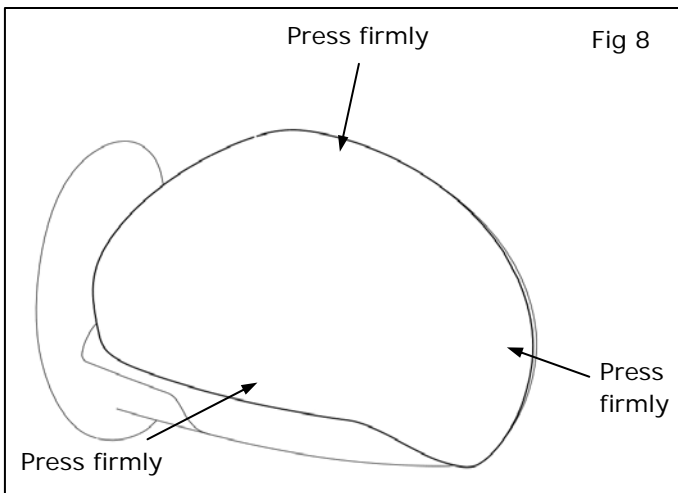
- 9) Remove the tape liner from the outboard edge by pulling the tab away from the mirror cover.
- 10) Lightly press the outboard edge to the mirror housing.

Fig 7



- 11) Remove the bottom tape liner by pulling down and away from the mirror cover.
- 12) Lightly press the bottom edge to the mirror housing.

Fig 8



- 13) Uniformly press the mirror cover to the mirror housing and hold for thirty (30) seconds.
- 14) Do not wash the vehicle, tug or pull on the mirror cover for 24 hours.